

South Central Pennsylvania Wood Turners



SCPWT is a group of wood turning enthusiasts with differing abilities, but likeminded in our attraction to spinning wood. We meet on the first Tuesday of most months of the year at 6:30 PM at The York Town Craft Guild at 639 N. Franklin St., York, PA 17403 (parking on street or in grass lot across the street).

President

Joel Persing
jhpersing@mac.com
(717) 683-2481

Vice-President

Tom Deneen
tomdeneen@outlook.com
(717) 927-9004

Treasurer

Barry Stump
c133c5a@comcast.net
(717) 885-0879

Secretary

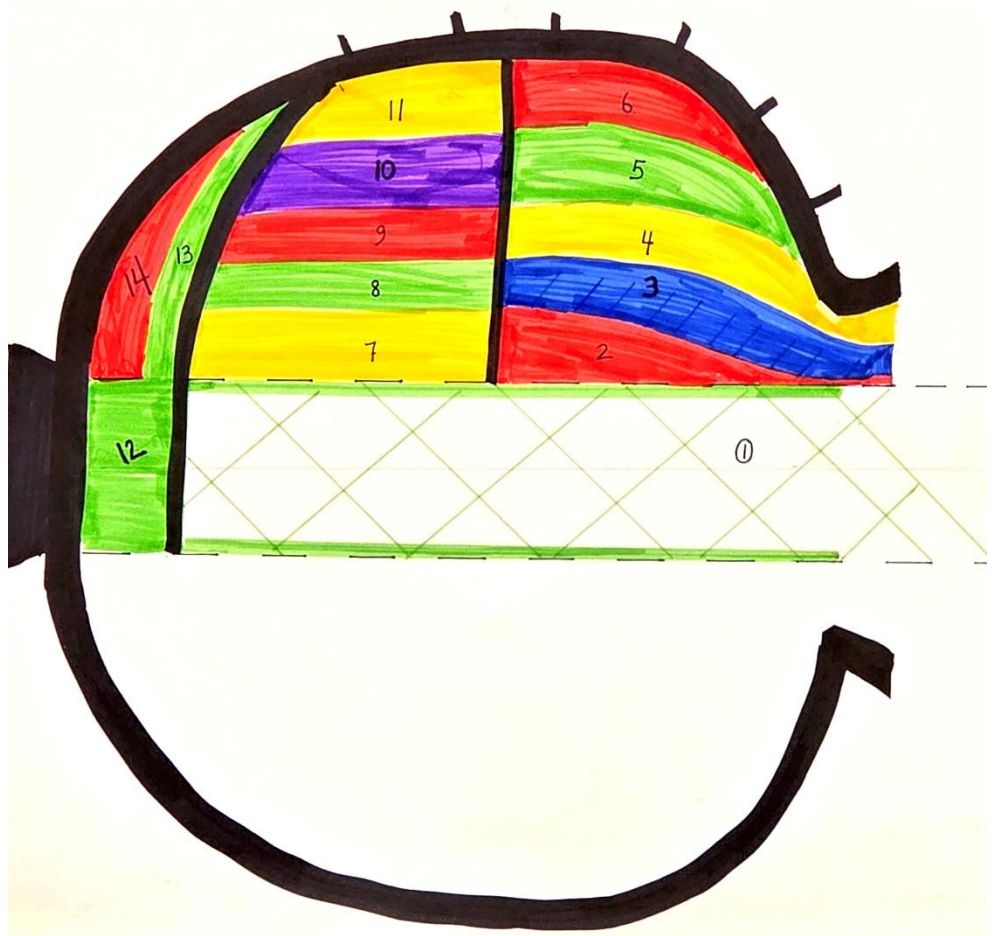
Craig Zumbrun
czumbrun@gmail.com
(717) 586-7381

Newsletter

Mark Coons
kmcoons@aol.com
(717) 698-1795

Club Web Site

www.PAwoodturners.com



Shown above is Craig Abel's diagram from his November presentation on turning hollow forms. Craig prepared this diagram to illustrate the sequence of cuts he uses to turn hollow form vessels

October 7th 2025 Meeting Notes

20 members attended the meeting.
President Joel Persing opened the meeting at 6:30 PM.

Barry Stump, Treasurer, reported that there is \$2,035.45 in the treasury. There is \$70 in petty cash.

Announcements:

There was a brief reference to potential holiday party like last year.

Show and Tell:

Barry Stump made a maple bowl with a beaded rim.

Rich Conley made a large maple bowl using JB Weld and five coats of tongue oil turning it quite dark.

Joel made a small cherry bowl and a rounded yew and acrylic bowl.

Mark Coons made an apple wood Yarn bowl finished with Minwax antique oil.

Tom Deneen made an ambrosia maple bowl textured with a Wagner knurling tool.

Dave Neuberger made an extremely thin bowl, following instructions from a Lancaster Mid Atlantic demonstrator from northern England.

John Stough made a small walnut crotch hollow form with a cherry lid and finial. John also had two unfinished pieces from Walnut crotch wood.

Evening program: Turning Christmas trees by Joel Persing and Tom Deneen

Joel began the demonstration with a piece of rough turned cedar in cone shape. He makes larger Christmas trees with four main branches using a gouge to define the branches. He's slightly undercuts each limb.

Tom makes smaller trees often from Maple but indicated most woods will work. He starts with a 6 inch block. To define branches, he uses a homemade parting tool and cuts at approximately a 45° angle then using a tool he fabricated with a slight arcing edge, he undercuts to define each branch. He generally creates five branches and a larger base for each tree. He finishes with mineral oil and beeswax.

The meeting ended at 7:40pm.

Respectfully,
Craig Zumbrun, Secretary



Joel Demonstrates turning a Christmas Tree out of Cedar at October meeting



Tom turns his Christmas tree at October Demo

October 7th 2025 Show & Tell



Barry Stump's beaded Maple bowl



Rich Conley's Walnut bowl with colored resin



Joel Persing's Yew and acrylic bowl (l) and small Cherry bowl (r)

October 7th 2025 Show & Tell (continued)



Mark Coons' Apple yarn bowl



Tom Deneen's Ambrosia Maple bowl



David Neuburger's small, very thin Maple bowl (above) and John Stough with his Walnut hollow form and another piece of Walnut (right)





Tom Deneen demonstrates turning at the York Oyster Festival at The Colonial Center in October, while his wife Bette manages the display and sales table



We're on the Web!
www.PAwoodturners.com

November 4th 2025 Meeting Notes

20 members attended the meeting .

President Joel Persing opened the meeting at 6:30 PM.

Barry Stump, Treasurer reported that there is \$2,035.45 in the treasury. There is \$70 in petty cash. There was no change since the October meeting.

Announcements:

There will be a holiday party in December, like last year. Members are encouraged to bring a guest and a food item to share. The club will provide chicken, plates, plastic ware and beverages.

Dave Hunter explained that he is downsizing and has brought some tools to give away including a pneumatic sander, a corded drill, and number of other items. Club members are encouraged to take something as they leave. Dave also is selling a 14 inch Delta bandsaw with a mobile base - contact Dave if interested in this item.

Tom Deneen said that an attorney named David Laucks in Red Lion has cut down a large black walnut tree and is offering the wood for free. Davids phone number is (717) 244-3272.

Barry Stump circulated a membership list and asked members to initial if they are willing to share membership contact information with other members. Barry encouraged members to wear their name tags. He said that all current paid members have a name tags available.

Dave Neuberger said a friend has a Festool chopsaw for sale for \$400.

Joel said that elections are coming up next month. Barry has agreed to continue as treasurer but we need a new candidate for president and also for club photographer. Please consider stepping up and serving in either one of these roles.


Show and Tell:

Rich Conley brought a large plate he turned that has been etched with a design depicting the Historic Dills Tavern, celebrating Dillsburg's 250th anniversary. He intends to make many more in his support for the borough historical society.

Tom Deneen made an ornament he saw featured in a recent AAW magazine. It is a Halloween Witch's hat bat feeder ornament. He colors it with magic marker. He gets 50 plastic bats for \$1.50 at the dollar store.

Barry Stump made a large wooden kaleidoscope. He explained the process of creating the patterns to install glass and filling areas with glycerin oil purchased at Michael's to enhance the colors. He uses 1½" PVC pipe inside to contain color pieces and the glycerin.

Mark Coons brought a holly box. He incorporated a medallion that had been created by Phil Reed for the club members last year. He explained that the Holly end grain cut quite cleanly with a scraper.



Barry Stump's Cherry Kaleidoscope



Tom Deneen's Halloween themed bat house ornament

November 4th 2025 Meeting Notes (continued)

Dave Neuburger brought in a Bedan he purchased at the Mid Atlantic show having now fashioned a handle of sycamore wood to his liking for turning. He finished the handle with beeswax. Monroe Busch made a 15 inch ambrosia maple bowl.

Evening program: A presentation by Craig Abel on his process for turning hollow forms.

Craig began by explaining a large colored poster he had made showing the sequence of cuts for hollowing. After turning the outside of the object, he drills a center hole leaving approximately one half inch at the base to ensure stability while hollowing. Using a carbide hollowing tool with a long handle, he begins hollowing the object by removing no more than 1/6 of the diameter of the top half of the object. In this incremental way, he removes sections of the top half. Then he begins removing the bottom half in the same incremental fashion. He noted six points along the circumference of the exterior where measurements of wall thickness are taken to ensure the object is not becoming too thin. The final steps involve hollowing near the base, and then finally working to the outside of the base.

Craig advises that, although turners are frequently warned not to wear gloves, he uses Kevlar gloves to protect his hands. It also helps him have a uniform grip on the tool. He uses an Easy Wood Tools number one "pro" tool with a carbide steel tip and he frequently uses calipers and gauges to measure wall thickness.


Craig passed around examples of carbide tips that he uses in his boring bar, including square, triangular, rounded and teardrop shaped. Craig noted that he does sharpen his own carbide tips, and although the edges last longer than conventional steel edges, they are not quite as good as new. He prefers a rounded carbide blade. Because Craig is left-handed, he runs the lathe in reverse direction.

Craig says that he turns the outside of the form at about 1500 RPMs and the inside at about 750 to 950 RPMs.

Lee Thomas showed images of Craig's during the hollowing process.

The meeting adjourned at 7:45 PM.

Respectfully, Sandy Rushton and Craig Zumbrun, Secretary



Craig Abel with the Cherry hollow form he turned for his November presentation (shown again below)



November 4th Show & Tell



Barry Stump's Cherry Kaleidoscope (above)
and Tom Deneen's Miniature Bat Hose
ornament (right)



November 4th Show & Tell (continued)



Mark Coons' Holly box with Phil Reed's Medallion (from Phil's challenge last year)



Rich Conley's commemorative Cherry platter



Monroe Busch's Ambrosia Maple Burl bowl



David Neuburger's new bedan tool with handle he turned from Sycamore