



South Central PA WoodTurners

Sept 2014 Newsletter

President

Don Wilson
(717) 741-1226
wilson.don@verizon.net

Vice-President

Tom Deneen
(717) 927-9004
Tomdeneen@
emailaccount.com

Treasurer

John Stewart
(717) 757-2212
JRWS3088@aol.com

Secretary

Carol Woodbury

Newsletter

Bryan Sword
(717) 225 6807
bryansword@gmail.com

Club Web Site

www.PAwoodturners.com



*Thoughts
from
President
Don Wilson*

The last few days have been filled with emails going back and forth coordinating **Jimmy Clewes** demonstrations at various clubs in the mid-atlantic region. I have also been in touch with other local area clubs, and a few not so local, to help assure that we will have good attendance.

I have concern about the **attendance from our membership**. This is an opportunity to see and hear an outstanding woodturner at a very low cost. The demo will cover what would take four months or more to see at monthly meetings. The presentation is dynamic and entertaining. New and experienced woodturners will be able to gain something from Jimmy's demonstrations, plus get to hear lots of a tales.

This brings me to "What do the members want to see next year?". When there is no one speaking up about what they would like to see made on a lathe or who they would like to see do a demonstration it becomes difficult to come up with a program for the monthly meetings. I am actively seeking your input! A comment at a meeting, an email or an anonymous note handed to me will be taken under advisement. Just one person makes a difference in the programs we have, and that person may as well be you.

The year is fast coming to an end. *Speak up about what you want your club should do!*

President

Don

WANTED

New President Elect NEEDED

The club is still looking for a volunteer to take over as President. Don has done his duty and been a great president for 4 years. It is a common problem with clubs of all types. No one wishes to take on responsibility, but in order to survive we need a past or new leader to rejuvenate the membership. (Although the pay is not great, the benefits make up for it!)

SCPWT September Minutes

Submitted by Secretary Carol Woodbury
President Don Wilson presided.

Guests

Rod Swenn joined us for the evening.

Treasurer's Report

John Stewart reported that the treasury holds \$2,494.90.

Treasury Audit

Bill Fordney completed the audit of our 2013 books and reconciled them to the end of December.

More Glue Available

The club has a new order of CA glue and accessories for sale at prices that can not be beat. The club sells these at cost as a member benefit.

Crafts Supplies Gift Certificate

It was totally unexpected but **John Stewart** was the lucky winner of the Craft Supplies gift certificate for the Show and Tell drawing. Once again showing that anyone can win if they just bring their stuff.

Dates to Note

Club Meetings

Tuesday Oct. 7, 2014

Ornaments

by Bill Fordney

Tuesday Nov. 4, 2014

Snap Fit Box

by Tom Deneen

November 11, 2014

Tuesday

Jimmy Clewes

All day demo

“dynamic and entertaining.”

Club Members - \$30

Nonmembers \$35

Includes lunch

WANTED

New Members

No EXPERIENCE REQUIRED!
ALL SEXES, ALL AGES
GOOD OR BAD LOOKING
SCPWT WANTS YOU!

Club Professional Demonstration

Jimmy Clewes

Jimmy Clewes will be at our club meeting place in Jacobus for an all-day session on Tuesday, November 11, 2014. Doors open at 8 am, demo 9 am - 3 pm. The price for members is \$30, for non-members \$35. This includes a lunch provided by the church ladies. Don urges all to attend, especially as Jimmy is a very entertaining demonstrator. **Take a personal days off!**

Minutes continued

Raffle

The raffle was won by **Mark Coons**. He received Bryan Sword's unique California Mission Olive wood mushroom box complete with ladybug. Mark now has to bring his own creation for October's raffle.



Announcements:

Festival of Trees

The Festival of Trees is now defunct. No organization has picked up this fundraiser.

Fox Chapel Wood Show

Don has sent in our application for Fox Chapel for May 8 & 9, 2015.

Dennis Fuge demonstration

The **Lancaster Club** has invited us to come for the Sept. 13th Dennis Fuge demonstration. Dennis' work can be seen on the website www.timeforyou.net.

Woodturning Design Magazine

The magazine Woodturning Design has unfortunately folded. Back issues (while they last) can still be had from the All American Crafts Publishing web site, www.allamericancrafts.com/magazines/index.shtml.

Tips & Tricks

Bryan Sword brought a Beacon Wood Turners Lamp. This lamp has a magnetic base which allows it to be mounted almost anywhere on your lathe. It is available from WoodTurnerWonders, the same company that offers the CBN grinding wheels.



Don Wilson recommended the "Uberlight" as well. These small lamps can be bent to nicely illuminate whatever angle

September Show and Tell

Professional Photos by Phil Reed

Candid photos by yours truly.



Leo Deller
Tealite
Maple dyed red




Urn
168 segments of oak and rosewood, dyed red



Potpourri bowl
walnut with aluminum wire
inlay



John Stewart
Box elder bowl



Don Wilson
Ambrosia maple pot
with spiral finial
This is the finial demonstrated last month, oil-urethane finish. Still needs another application of finish and sanding to smooth runs.



Walnut Wave Vase
with rotary carving



Small yew pot
with only 1 coat of finish




Barry Stump
Fluted cherry vase
Flutes made with a
Dremel, hand sanded,
2 coats of Armor seal



Phil Reed
Maple burl bowl



Mark Coons
Cherry bud vase
The hole for glass water tube
was drilled out first with a drill
bit with a Morris taper end.



Fabulous Finials 2


Presented by Barb Fordney



Last month's finial focus was continued in September by Barb with her **Fabulous Fordney Finials** demonstration.

Why Finials?

Why learn to turn finials? They can be tree ornaments or tops to standing vessels. Barb recommended Cindy Drozda's website or Feb. issue of Woodturners magazine for step by step directions and examples.



Tenon Thickness

Barb always leaves a 3/8" tenon on the end so that every finial can be stood into holes drilled in a board while awaiting next steps and to match a receiving 3/8" hole in whatever ornament or vessel she's turned.

Progress slowly

Start at the tailstock and turn a little bit at a time. Complete that turning and sand immediately – you never want to have to return to that segment again.



Continue turning small sections and sanding them until you have reached the end where you leave your 3/8" tenon and then part it off.

Tools & Wood Grain



Barb uses a round scraper and very small skew for fine tuning, often leaving a little piece at the start because too tiny a point can snap off. Don chimed in with the suggestion to use straight grain so that the piece doesn't break. He also noted that a homemade round skew can roll and create smaller features, whereas commercial skews usually have flat

sides which are not so delicate.

Mid-Project Design Change

While demonstrating, Barb generously let the first tip break off to make the rest of us comfortable when we have the same problem! She says you'll still have a nice finial, just a shorter one.

Tips:

Sanding - When sanding near the end, use your finger to support the thin stem. It's tempting to think you might go back and make it just a little thinner, but don't; it will break.

Wobble - Keep an eye on the end when narrowing the blank lower down; if it really starts wobbling, stop and go no narrower.

Handy measuring tool - Use a 3/8th. wrench to measure as you turn the tenon.

(Ed. Note-Some sharpening of the tips makes the wrench into a crude but effective scraping tool for shaping the tenon's final diameter.)



Proof that it can be done!

Barb brought some very delicate finials to show. Two extra-long ones were turned by Bill. Bill suggests enclosing the long end in plastic and slipping them the whole way through the tail stock for support while turning. (Bill said he used a live body steady rest to make his 18" finial, i.e. Barb holding the end and middle.)

Φ The Golden Ratio "Phi"

Don pointed out that Cindy Drozda speaks of the smooth flow of the curve up from the vessel itself to the tip of the finial. She uses the golden mean of 1.618:1 as her guide for beauty. A last thought was that finials don't HAVE to be thin; a finial just has to be a perfect part of the whole.

Don also pointed out that perhaps the finial he used for his fabulous vessel was probably a bit too large.)




Finial Wood Recommendations

Barb used Katalox as her demo blank, which is harder to turn. Members suggested that maple and cherry are very good to work with for finials.

Many thanks for sharing your expertise, Barb!

Newsletter Articles Wanted!!!!

We're looking for some help to make the newsletter more useful. Any articles relating to wood turning, carving or pyrography are wanted. Your own experiences, legally downloaded articles, web pages, etc. Any relevant article that can be pasted into the newsletter to make it more informative would be greatly appreciated. Please nothing that has to be typed!! Cut and paste is the way to go!



FNLT RECEIVES GIFT FROM SOUTH CENTRAL PA WOOD TURNERS

South Central PA Wood Turners is a group interested in learning and promoting the craft of wood turning, along with providing educational programs and opportunities to meet likeminded individuals. SCPA Wood Turners is a chapter of the American Association of Woodturners, welcoming all skill levels to learn all aspects of the wood turning craft.

They do live demonstrations at events and raise money through donations for small items made, which is how they were introduced to Farm & Natural Lands Trust, through member and past FNLT president Dr. David Neuburger.

SCPA Wood Turners members work with a retired forester from Lancaster County with access to properties owned or managed by the Lancaster County Conservancy, Franklin & Marshall College and LancasterHistory.org. That forester brings wood from those properties, usually rare or historical trees that have fallen. With the rough winter, many trees were brought down and they saw it as a treat to receive much odd pieces of wood. The SCPA Wood Turners are also aware of the blights and insect diseases to many of Pennsylvania's trees. In this light we understand the need to conserve forests and farmlands for future generations.

Proceeds from one of the SCPA Wood Turners recent live demonstrations benefited FNLT, so we want to give a big thank you to SCPA Wood Turners for their generous fundraiser. If your group or organization would like to do something similar as a benefit or fundraiser, please don't be shy with ideas, contact the FNLT office today.



A poster for the First Annual Thoroughbred Trail Run 10K. The poster features a red background with a white silhouette of a runner in the center, flanked by two trees. The text reads: "FIRST ANNUAL THOROUGHBRED TRAIL RUN 10K", "YORK COUNTY", "SUNDAY OCTOBER 19TH 2014 | 9 AM", and "REGISTER AT WWW.FARMTRUST.ORG". At the bottom, it says "Cross Country & Trail Run along preserved land by Farm & Natural Lands Trust of York County" and "SOUTH BRANCH FARMS YORK COUNTY, PA".