



South Central PA WoodTurners

Nov./Dec./Jan. 2012-2013 Newsletter

President

Don Wilson
(717) 741-1226
wilson.don@verizon.net

Vice-President

Tom Deneen
(717) 927-9004
Tomdeneen@
emailaccount.com

Treasurer

John Stewart
(717) 757-2212
JRWS3088@aol.com

Secretary

Carol Woodbury

Newsletter

Bryan Sword
(717) 225 6807
bryansword@gmail.com

Club Web Site

www.PAwoodturners.com

Dates to Note

Club Meeting
Tuesday Feb 5
Social 6 PM
Meeting 6:30 PM
A hands-on session!
Profile tools and
sharpening

Adirondack Woodturners
Association
Totally Turning 2013
March 23 & 24 , 2013
Saratoga Springs NY

Cabin Fever
York Fair Grounds
April 12,13,14



*Thoughts
from
President
Don Wilson*

This year we are starting with basics and trying to sequence things to help old and new turners alike. The first meeting in February will be a hands-on session with multiple stations to sharpen your tools. This will be to help you get the right profile on your tools so they work better for you. The next months meeting will follow up with using the tools with the new profile and hopefully learning a few tricks of tool handling that will make turning more enjoyable.

We have included some projects that you will be able to do at home. These will also be some spindle turning. I think you will like the program the committee has worked out for this year.

I know it is cold but I hope you have some place to work that is warm. Happy Turning. Don

Planning Meeting - Jan 2, 2013
Submitted by Barbara Palastak

Treasurer's Report: John Stewart reported the Club has \$2,364 in the treasury.



Club Demo: The Club has been asked to do a demo at the York Co. Builders Show Feb. 6 -7. Tom Deneen will do this.

Cabin Fever: Bill Fordney reported that the annual Cabin Fever show has been moved from January to April. It will be April 12, 13, 14 this year at York Expo.

Survey Results: Don distributed results of the recent member survey. The hollowing demo was popular and John Stewart has a DVD on this topic that members could view.

Club Tapes. The club's tapes have been converted to DVDs and are available at the club house for member use. Charlie Stuhre suggested making a list of these DVDs, and also compiling a notebook with directions on making projects that have been demonstrated at meetings. A librarian would be very useful to promote and organize these ideas.

Planning Meeting - Continued

Programs proposals: Don submitted a partial list of programs for the club in 2013 and asked for suggestions to add to the list. Barb Palastak suggested Bob Robinson from the Cumberland Valley Club, who demonstrates turning a salt box. Also she suggested two more Cumberland Valley members, Bill Fordney and Larry Miller, who are working on a presentation for their club titled "Turning Efficiencies". Bill will check dates with Bob Robinson who is presently in Florida, and also with Larry Miller. and report back to Don with possible times. Don stated that comments on programs during meetings would be welcomed.

(Tentative demo schedule on next page)

The topic for next February is Profiling and and Sharpening your Tools, a hands-on session". Members were encouraged to bring their systems and talk about them. Those who agreed to do this were John Stewart, Don Wilson, Jim Morrow, Tom Deneen, Bill Fordney, and Bryan Sword.

Turning specific projects was discussed and those mentioned include the salt box by Bob Robinson, a three legged stool by Todd White, a scoop, long stemmed goblet, mallet /gavel, and a lamp. (Volunteers needed.)

Summer Potluck Date Changed: The club potluck at John Stewart's home will be changed from August to July 9 this year. The reason for this is that the church where the club house is located has special events the first weeks of July and October every year.

Hands-on Sessions: Unless you practice and use tools, watching won't do it. There is a possibility that we will offer hands-on sessions on weekends in the future at the Yorktowne Craft Guild building.

Symposiums:

Totally Turning Workshop in Saratoga Springs, NY is March 23 & 24, 2013.
AAW Symposium is in Tampa, FL June 28 through June 30, 2013.
(Editors Note)

Thank you Barb for stepping in and taking great notes of this meeting and December Potluck.

November and December Minutes are on page 4 of the newsletter.

Nov. 2012 Demo

TURNING A RECTANGULAR BOWL

By the Dynamic Duo – Daring Don & Terrifying Tom



The audience moved out of range as Tom Deneen, accompanied by Don Wilson's commentary, prepared to turn a rectangular bowl at the high speeds necessary to form the

corners of the bowl. You must turn at a very high speed, with a light touch, in order to deal with the corners and the air between them.

Start with a flat dry board; wet wood will dry as you turn and warp. Be sure the blank will clear the lathe. Most of all, you have to stay on your side of the tool rest or "it will get really bad, really quick" – both men agreed !



Tip 1: Put masking tape on one corner so that it flies out and slaps your hand if you venture beyond the tool rest. Else you risk bloodying your arm, fingers, face, etc..



Tip 2: Mount the board with a wood worm, coated with bees wax or paraffin so it's easily removed..

Speed is necessary because you will be cutting approximately 94% air as you deal with the corners and space between them and you don't want the edges ragged. This also helps you hold the tool steady while it's not on the wood (similar to turning a natural edge bowl)



Move the tool from low to upward, work with the ghost (the shadow of the boards edge as it spins).

Helpful hint: Place colored paper or cardboard both below and behind the piece so you can see the ghost.



Tom turned a small foot for use in the chuck when reversed. He pulled from center outward each time. He removed the piece to test the match of tenon to chuck and replaced it carefully to match center exactly while readjusting the tenon size.

Next, the board was reversed to hollow the interior;



keeping the center cone until the very end to avoid wobble. The concave was done partially, then the corner slopes, then he came back to the center.

Here it's important to use just about $\frac{1}{8}$ th of the tool's tip. The angle and the speed of the wood coming towards the turner will make the top just as smooth as the bottom.

Note: The first corner coming toward you will have support from the remaining side of the wood, but the second corner is pushed by the tool against nothing but air. Thus, the second corner may chip and will need more sanding.



Phil Reed, the club's quality control specialist, inspects the turning. Tom anxiously stands by to see if it passes Phil's rigorous standards.

Tom explained that your interior shallow concave circle should extend beyond the plank side, not be contained totally within the sides of the wood. This produces a more attractive product.

Use a rounded skew, lowered slightly downward, to reduce tool marks. The importance of sharp tools, good hard dry wood, and speed was stressed by both men.

Measure of Success? Tom was not bleeding at the end ! And we all watched a very nice wavy rectangular bowl emerge from a plank of wood. Thanks to both talented members.



Editor's note: Excellent write up by Carol Woodbury

Show And Tell - November 2012



Tom Deneen
Oak burl box
with shiny finish



Maddie Fye
(Don's granddaughter)
Off-center bat
a la Mark Sfirri
Maple



Gary Vreeland
Pin Oak
Bowl



Barry Stump
Silver Maple
Vase



Leo Deller
Red Pine bowl
Blood Wood Salt and pepper shakers



Dave Neuburger
Magnolia
lamp base to match
lamp shade and
wife's other lamp



Michael Murphy
Walnut Bottle Stopper

More Show And Tell



Bill Fordney
6" funky pepper mill
color wood



Water tower for train set
Various wood pieces

Joyce McCormick,
our visual aids coordinator,
models the latest in
woodturner's fashion.
Also can be used for home
haircut guide lines.



2013 Tentative Program Schedule

- February 5** Profiling and sharpening tools, a hands-on session
- March 5** Better tool control and which tool to use
- April 2** "What wood is used for" by Felix Sylvius
- May 7** Green wood gathering, drying and turning by Tom Deneen
- June 4** Turning a Salt Box by Bob Robinson
- July 9** Summer potluck instead of August
- August 6** The many faces of the bowl gouge
- September 3** Turning a three legged stool by Todd White
- October 1** "Efficiencies in turning" Larry Miller and Bill Fordney
- November 5** Turning a two piece lamp base, Don Wilson
- December 3** Christmas party

Minutes 11-6-12 - Submitted by Carol Woodbury



President Don Wilson bravely soldiered on right after surgery to preside over the meeting.

Guests Doug Blunt, Clark Snyder's son-in-law, and Zach Blunt, his grandson, and John Swayer were introduced.

Announcements: The Stewarts and the Hunters decorated our club tree for the Festival of Trees; auction to be held Nov. 12th to benefit the Council of Churches. Collaboration with the Yorktowne Craft Guild is progressing and we should be able to present the first class by March or so. (It was announced at the December potluck that the tree sold for over \$400, the highest selling tree at the Auction.)



Don informed us that Woodcraft has donated 50 pen blanks in hopes that our members will turn them as part of the Turn for the Troops project. He asked that they be ready by the Christmas party.

Tool Making: After discussion about tool making, it was decided that stock will be ordered for a future demo.

Fordney Makes the AAW Journal!



Bill Fordney, club past president and world renowned chess piece and ornament turner, grins with satisfaction at having achieved a lifetime goal of being published in the of the American Association of Woodturners Journal (Oct 2012 issue).

Fordney received a **large** cash award for a tip he submitted on how to hold a small piece in chuck jaws without marring the finish. Using plastic tubing to cover the chuck jaws serves as a protective device and also gives some holding power, says Fordney. See October 2012 journal for details. *(Editor note: I have tried this method and it does work very well.)*



So as Bryan Sword said when his **picture** was published in the journal, "this is one more thing that can be marked off my bucket list". Now Bill can also mark it off his list.

Newsletter Articles Wanted!!!!

We're looking for some help to make the newsletter more useful. Any articles relating to wood turning, carving or pyrography of turnings are wanted. Your own experiences, legally downloaded articles, web pages, etc. Any relevant article that can be pasted into the newsletter to make it more informative would be greatly appreciated. Please nothing that has to be typed!! Cut and paste is the way to go!

SCPWT Holiday Potluck Minutes

December 4, 2012

Submitted by Barbara Palastak

A short meeting was held after the Annual Christmas Potluck, at the home of John & Joan Stewart. (Unfortunately, Joan was attending another function, so we all missed her.)




A good time and lots of good food were enjoyed by all attendees.



For the evening raffle, **Phil Reed** donated a beautiful hollow form which brought in \$87 for the tickets. Don Wilson won.

Prize winners

Recently, the **Woodcraft Store** in Harrisburg had a wood show and our members took the top two prizes in woodturning: **Phil Reed** won first place and **Bryan Sword** took second. Congratulations guys! Good job!!!



(Bryan's note: Now that we are nationally recognized we no longer have shops, we have "studios"!

Show & Tell produced many varied items, all excellent (as usual) and imaginative. Three tickets for gift certificates to Craft Supply were drawn and the lucky winners were Tom Deneen, Clark Bixler, and Phil Reed.

President Don asked all members to please return their completed surveys to him. These were distributed at an earlier meeting.

Wood: Martin Stolpe brought a nice truck full of wood for members. Tom Deneen announced that he still has a full shed of dry wood on his property. Plenty of wood for working on over the winter months is available to members.

Recently the Woodcraft store donated 50 pen kits to our Club to be made and given to veterans. Don asked for these to be completed and turned in.



A big Thank You to the Stewarts for once again hosting the potluck.

John showing off his Christmas bowl.

Holiday Potluck - Show and Tell



Don Wilson
Maple and Cocobolo
Goblet
and
Norway Maple
Burl Vase



Phil Reed
Norway Maple Burl
Hollow Form
&
Unspecified wood
Bowl



Bill Fordney
3 Lidded Boxes
Curly Maple and Black Walnut



Todd White
Cherry and Walnut Bench




David Neuburger
Walnut Earring Tree




Al Herner
4 Bowls
2 Sycamore
1 Maple
1 oak

Holiday Potluck Show and Tell - *Continued*



Bryan Sword Sun Flared Vase
& Sun Spots Mulberry



Tom Deneen
Ambrosia Red
Maple
Lidded Bowl




Tom's better half, Betty gives him "you better behave yourself look" or no presents for you.



Leo Deller
Red Pine Vessel



Clark Bixler
Very cleverly made
Basswood Ornaments
Boxes that open to allow a
electric votive light to be
inserted. This gives a flashing
lighted effect to the ornament.
(I know what I am going to give
my grand kids next
Christmas.)



**Mahogany
Tool Handle**



**Cheese Plate
Cherry**



Dave Hunter
Is thinking
"Should I take the money
and/or hollow form and
run or put my money in
and take my chances".